

How to take photos

- **With the help of a friend**
- **Phone needs to be at 90 degrees from the ground**

Camera button will turn green when at 90 degrees
- **Please hold Phone 1 meter (3.3 feet) above the ground and 2.5 meters (8 feet) away from the person being photographed**

Subject must stand within online frame
- **Stand tall with good posture**

Try not to hunch or shrug
- **Use a clean background**

A blank single color wall is best
- **Wear minimal, form**

Bathing suit, underwear, sportswear, in high contrast to the background is preferred
- **Head straight with neck and shoulders fully exposed**

Please tie back all long hair
- **Please hold still during photo**

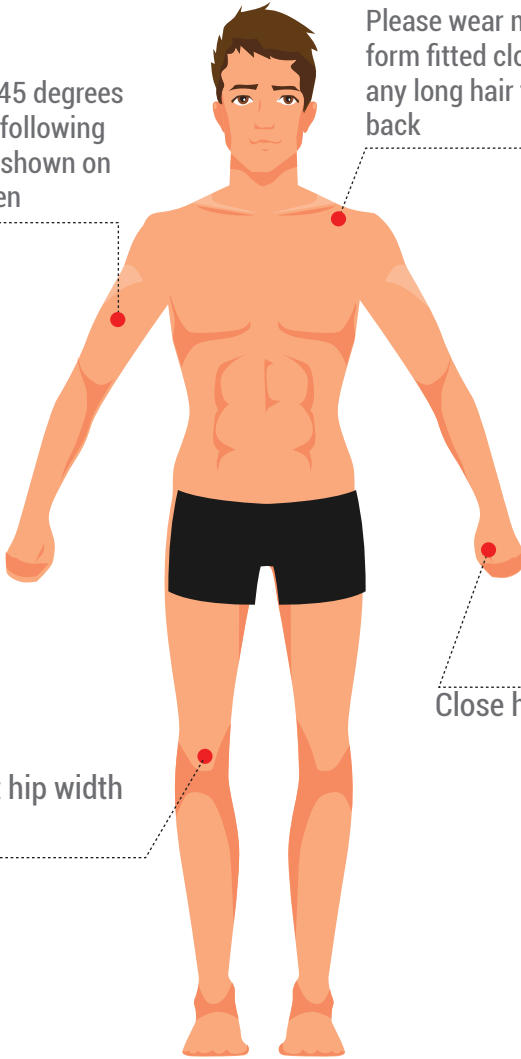
Try not to move when taking photo

Front-view Photo

MEN

Hold arms 45 degrees from body, following the outline shown on photo screen

Please wear minimal, form fitted clothing with any long hair tied up and back



Place feet hip width apart

Close hands lightly



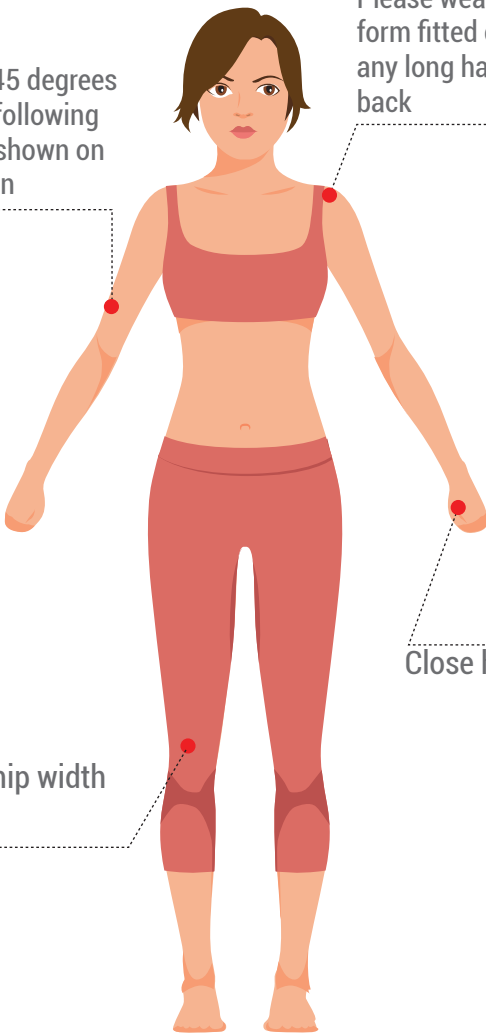
Close

Front-view Photo

WOMAN

Hold arms 45 degrees from body, following the outline shown on photo screen

Please wear minimal, form fitted clothing with any long hair tied up and back




Place feet hip width apart

Close hands lightly



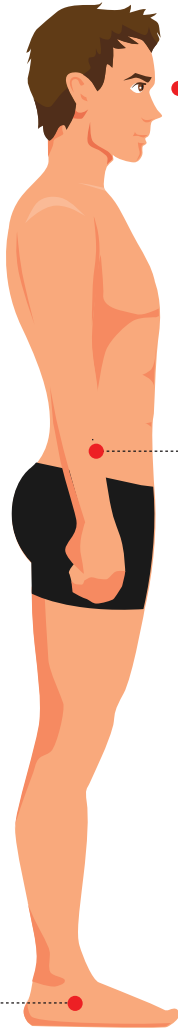
Close



Side-view Photo

MEN

Look straight forward with chin very slightly elevated



Keep arms in-line with body

Keep feet together, pointing directly forward

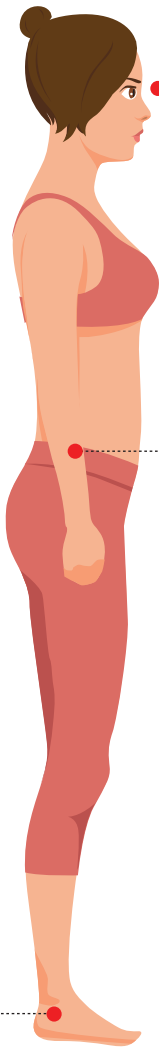


Close

Side-view Photo

WOMAN

Look straight forward
with chin very slightly
elevated



Keep arms in-line with
body

Keep feet together,
pointing directly forward



Close